



Video Gastroscope

FHD-GT200

Model	FHD-GT200
Working Length	1050mm
Depth	3-100mm
Range of bending	U210°D90°
Range of bending	L100°R100°
Diameter of head end	9.8mm
Diameter of insertion tube	9.6mm
Diameter of instrument	2.8mm
View of field	145°
Forwarding water-jet	N

FHD-GT200J

Model	FHD-GT200J
Working Length	1050mm
Depth	3-100mm
Range of bending	U210°D90°
Range of bending	L100°R100°
Diameter of head end	10.5mm
Diameter of insertion tube	10.5mm
Diameter of instrument	2.8mm
View of field	145°
Forwarding water-jet	Y



Video Colonoscope

FHD-CL200S/I/L

Model	FHD-CL200S	FHD-CL200I	FHD-CL200L
Working Length	730mm	1300mm	1650mm
Depth	3-100mm	3-100mm	3-100mm
Range of bending	U180°D180°	U180°D180°	U180°D180°
Range of bending	L160°R160°	L160°R160°	L160°R160°
Diameter of head end	12.8mm	12.8mm	12.8mm
Diameter of insertion tube	12.8mm	12.8mm	12.8mm
Diameter of instrument	3.7mm	3.7mm	3.7mm
View of field	145°	145°	145°
Forwarding water-jet	N	N	N

FHD-CL200JI/JL

Model	FHD-CL200JI	FHD-CL200JL
Working Length	1300mm	1650mm
Depth	3-100mm	3-100mm
Range of bending	U180°D180°	U180°D180°
Range of bending	L160°R160°	L160°R160°
Diameter of head end	12.8mm	12.8mm
Diameter of insertion tube	12.8mm	12.8mm
Diameter of instrument	3.7mm	3.7mm
View of field	145°	145°
Forwarding water-jet	Y	Y

Aohua Endoscopy

Aohua Endoscopy Co., Ltd. was originally incorporated in 1994, a globally-renowned medical endoscope manufacturing company with products consisting of video endoscopy system, endoscopy peripheral equipment, endoscopic diagnosis and treatment device etc. And sales network covering more than 80 countries and regions in the world. Our mission is to take the lead of endoscopy technology innovation and push forward the technological progress of endoscopic diagnosis and treatment technology. We will proactively and constantly serve the cause of human health.

To date, more than 10,000 hospitals around the world are using Aohua endoscopy equipment. It is precisely because of the existence of Aohua who is providing abundant, easy to use and affordable endoscopic products and services that thousands of hospitals can carry out endoscopic diagnosis and treatment services. Aohua now provides end-to-end solution and service to end-users with digestive endoscopy equipment, endoscopic diagnosis and treatment consumables, surgical endoscopy products and peripheral devices.



+86-21-6768 1018

Aohua Endoscopy Co.,Ltd.
Location: NO.660 Shengang Road, Songjiang District, Shanghai, 201612, P.R.China)
Postcode: 201612
Fax: 021-67681013
Email: oversea-marketing@aohua.com

www.aohua.com



CE 0197

ISO 9001/ISO 13485 Certified



Since 1994



reddot design award



New Pioneer Technology In The Industry

AQ-200

Full HD Endoscopy System

New pioneer technology in the industry

LCE Laser Transmission

Laser transmission technology (i.e. digital optical signal transmission) is the best transmission mode using in the endoscopic industry at present, which is nearly lossless.



- **Digital optical signal transmission**
In transmission, digital signal is better than analog signal, and optical signal is better than electrical signal at anti-interference performance.
- **Anti-interference**
High-frequency signal transmission via laser can enhance the dielectric strength and improve the anti-interference ability.
- **High transmission rate**
Laser transmission can achieve 8GB/s transmission rate so the AQ-200 endoscopy system can present 30 times more detailed information with 2 million-pixel CMOS imaging sensor compare to the traditional endoscopic image.

Wireless power supply

Wireless powering is a new technique, which can make power transferred to load without any physical connection. The AQ-200 system uses a non-radiative wireless power supply benefiting from the wireless transmission technology invented by MIT based on the theory of magnetic resonances.


- **More safety**
AQ-200 system implement the electric isolation to keep the patient away from the risk of leakage current.
- **Anti-interference**
The wireless power supply function can minimize the electromagnetic interference, which can help the endoscope avoid interference from the high frequency electrosurgical equipment or peripheral equipment during operation.
- **All-in-one waterproof plug**
AQ-200 configures with a wholly new designed all-in-one waterproof plug, which has significantly improved the operational process and experience compared to traditional plug.



New pioneer technology in the industry

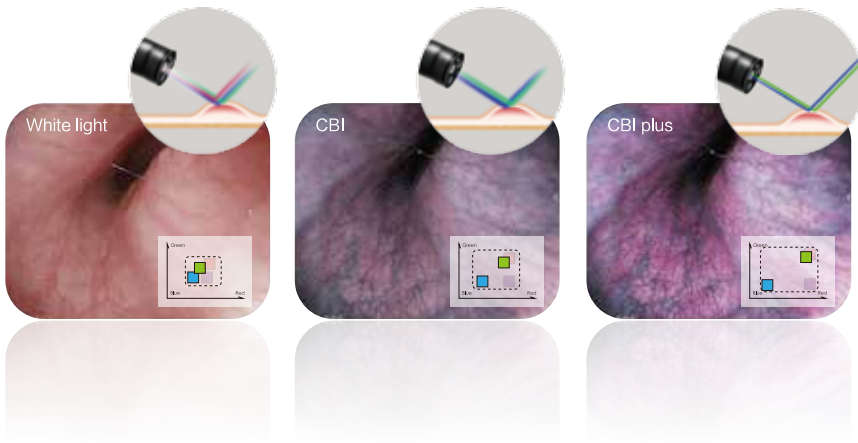
Full HD(1080P60) image

By 2 million-pixel CMOS imaging sensor, AQ-200 can process and send a 1080p signal with frame rate at 60Hz and offer ultra-high-resolution endoscopic images pixel resolutions up to 1920x1080P. The AQ-200 endoscopy system can produce endoscopic images with more detailed information and a higher Signal to Noise Ratio



CBI Plus

The CBI (Compound band imaging) technique takes full advantage of the absorption characteristic of hemoglobin towards specific wavelengths of light, and makes it possible to introduce color (optics staining) to blood vessels and superficial fiber structures by emitting compound light with wavelengths of 440nm and 540nm.



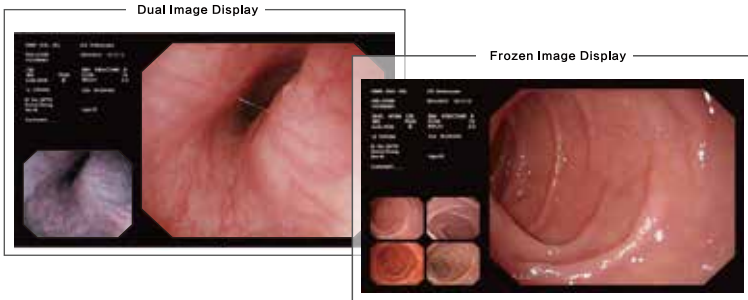
RFID

RFID (Radio Frequency Identification) technology can identify specific objects via radio frequency waves and to read or write related data. RFID technology makes it possible to set up the individual mode according to each doctor's operation habit, to restore personal storage mode through one-click swiping card by quickly read the doctor's customized button setting information, which can effectively improve the doctor's working efficiency.



Dual image display

AQ-200 supports Dual image display, which means you can simultaneously watch the real-time CBI image and white-light image to get lesions comparison and identification much easier, and no need to switch back and forth between normal light and CBI mode.



New design

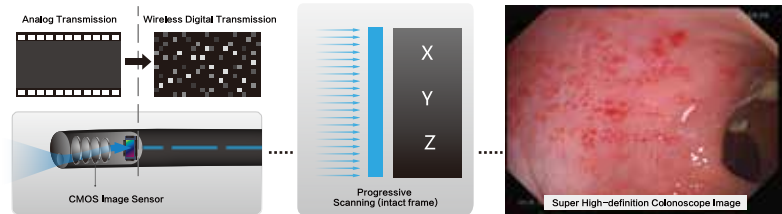
USB storage

The USB function can transmit the Full HD pictures and videos saved during the process of examination or operation to the memory disk.



Brand-new CMOS imaging sensor

Compared to CCD technology, CMOS technology has outstanding advantages in various aspects such as power consumption, reaction speed, etc. Its performance is particularly prominent in low-light conditions.



Lightweight handle

Given the long-term use of the handle, it is necessary to consider not only the function, but also the operating experience. Aohua has come up with a much lighter handle based on the balance between function and experience, which will effectively reduce doctor's fatigue level during the long-term use.

Wider field of view (145°)

Shorter hard part at the distal end and smaller bending radius of insertion section make it easier to come near the cardia, fundus of stomach, gastric angle and other parts for observation. Wide field of view (145°) can effectively improve the visibility, contributing to easy discovery of disease.

Superior forwarding water-jet function

With AQ-200 system, which provides superior forwarding water-jet function to maintain the cleanliness of mucous membrane and a clear field of view.